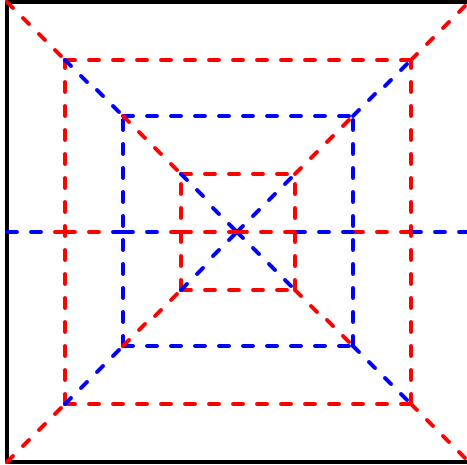


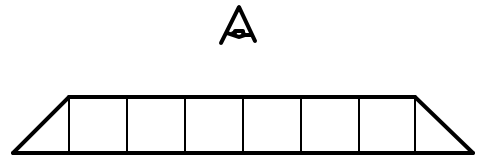
World Trade Center Towers by Joshua Koppel

This model is dedicated to all those who lost their lives or a loved one during the atrocities of Sept. 11, 2001

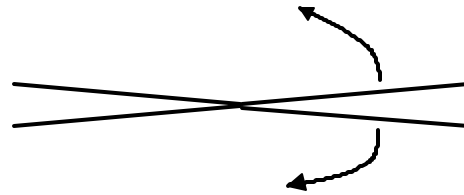
Begin with a square with the desired sideup.



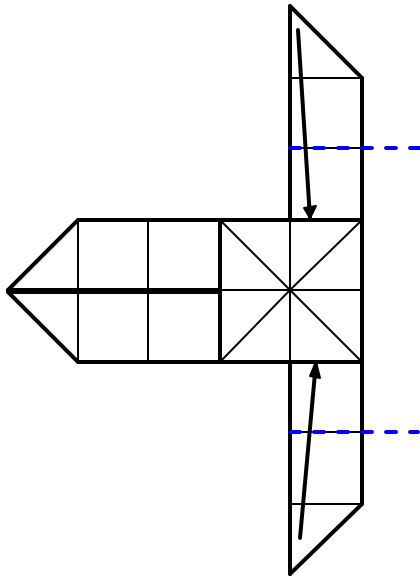
1. Collapse along the lines.



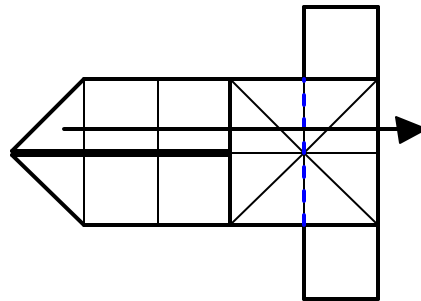
2. Look at model from above so that it looks like...



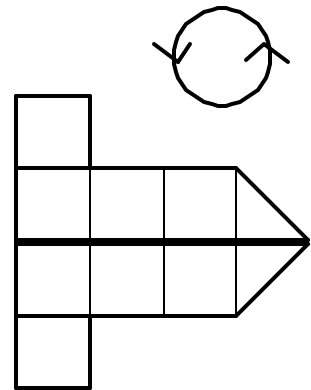
3. ...this. Flatten out so that it looks like...



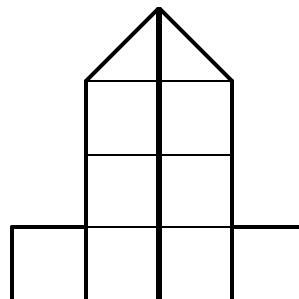
4. ...this. Tuck points into pockets.



5. Fold over.



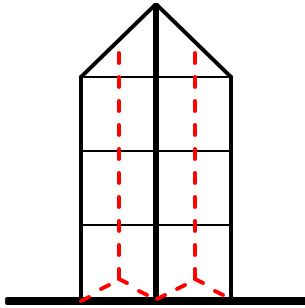
6. Rotate upright...



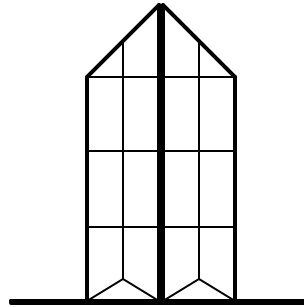
7. ...like this.

World Trade Center Towers by Joshua Koppel

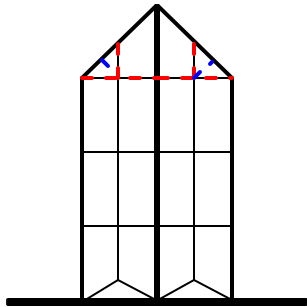
This model is dedicated to all those who lost their lives or a loved one during the atrocities of Sept. 11, 2001



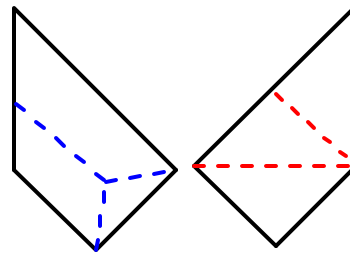
8. Pinch the towers and unpinch.



9. Like so.



10. Fold the tops and make 3D.



11. Look at the tops and fold as shown. The left on to make a spike and the right one tucks under.

The completed Towers.

